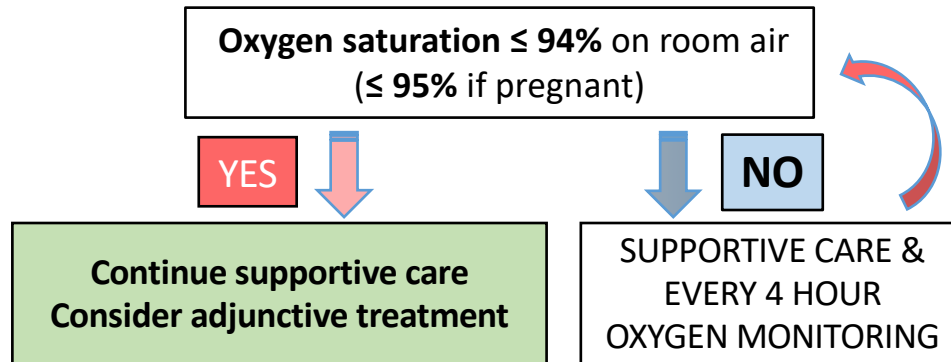


YNHHS Initial Treatment Algorithm for Hospitalized ADULTS with Non-Severe* COVID-19

Disclaimer: There are no FDA-approved treatments for COVID-19, supportive care is standard of care. Limited treatment data are available & clinical judgment is warranted – Algorithm last updated 5/18/20

Patient with **confirmed POSITIVE** SARS-CoV-2 by PCR
Assess all patients routinely for clinical trial eligibility (see Appendix 1)
**(If mechanically ventilated or on ECMO, proceed to Severe algorithm)*



ADJUNCTIVE TREATMENT CONSIDERATIONS

If **≥ 3 Liter O₂ requirement**
OR **≥ 2 Liter O₂ requirement & hs-CRP >70**
Tocilizumab x 1 dose
(see Appendix 2 for exclusion criteria)

Remdesivir availability under the EUA is limited. Potential candidates will be identified. Pharmacy will contact primary providers of eligible patients.

Remdesivir has not been FDA approved; remdesivir is authorized by the FDA under and Emergency Use Authorization (EUA)

Consider MICU evaluation if > 4 Liter O₂ requirement or hemodynamic instability
(at YNHH see Appendix 4 for suggested triage guidelines)

YNHH: ID consult is not mandatory; consider ID input if immunosuppressed* or clinically decompensating
BH, GH, LMH, or WH: consult ID

See Page 3 of algorithm for multi-disciplinary management by sub-specialty recommendations

COVID-SPECIFIC TESTS

- 1) **Baseline & every 12 hours (for 5 days, then daily thereafter):** CRP, D-dimer
- 2) **Baseline & every 12 hours x3:** Troponin (continue longer if further testing clinically indicated)
- 3) **Baseline & every 24 hours (for 5 days*):** CBC with differential, BMP, LFTs, Ferritin, Procalcitonin, BNP, fibrinogen, PT/PTT, Mg
- 4) **Baseline & ICU transfer:** Cytokine panel
- 5) **Baseline and with acute kidney injury (AKI):** urinalysis and urine protein/albumin ratio
- 6) **Baseline EKG** (see Appendix 3 for QTc recommendations)
- 7) **Repeat Chest X-Ray:** if clinical deterioration. (CXR not indicated for discharge or to document clinical improvement)

*May extend longer if clinically indicated
Obtain LFTs daily if on remdesivir

Report suspected adverse events related to therapeutics through [RL solutions](#)

YNHHS Initial Treatment Algorithm for **Hospitalized** ADULTS with **Severe** COVID-19

Disclaimer: There are no FDA-approved treatments for COVID-19, supportive care is standard of care. Limited treatment data are available & clinical judgment is warranted - **Algorithm last updated 5/18/20**

Patient with **confirmed POSITIVE** SARS-CoV-2 by PCR
Assess all patients routinely for clinical trial eligibility (see Appendix 1)

Continue supportive care
Consider adjunctive treatment



YNHH: consider ID input as needed
BH, GH, LMH, or WH: consult ID

ADJUNCTIVE TREATMENT CONSIDERATIONS

If ≥ 3 Liter O₂ requirement
OR ≥ 2 Liter O₂ requirement & hs-CRP >70
Tocilizumab x 1 dose
(see Appendix 2 for exclusion criteria)

Remdesivir availability under the EUA is limited. Potential candidates will be identified. Pharmacy will contact primary providers of eligible patients.

Remdesivir has not been FDA approved; remdesivir is authorized by the FDA under and Emergency Use Authorization (EUA)

If worsening ARDS after 48 hours:

Consider methylprednisolone 40mg Q8H for 72 hours. Reassess for extended course or taper (up to 5-7 days total).
Steroids given at discretion of primary team

If patient on ECMO or planned for ECMO, also see **ECMO** algorithm

COVID-SPECIFIC TESTS

- 1) **Baseline & every 12 hours (for 5 days, then daily thereafter):** CRP, D-dimer
- 2) **Baseline & every 12 hours x3:** Troponin (continue longer if further testing clinically indicated)
- 3) **Baseline & every 24 hours*:** CBC with differential, BMP, LFTs, Ferritin, Procalcitonin, BNP, fibrinogen, PT/PTT, Mg
- 4) **On ICU admission:** Cytokine panel
- 5) **Baseline and with acute kidney injury (AKI):** urinalysis and urine protein/albumin ratio
- 6) **Baseline EKG** (see Appendix 3 for QTc recommendations)
- 7) **Repeat Chest X-Ray:** if clinical deterioration. (CXR **not** indicated for discharge or to document clinical improvement)

*May extend longer if clinically indicated
Obtain LFTs daily if on remdesivir

Report suspected adverse events related to therapeutics through [RL solutions](#)

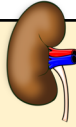
See Page 3 of algorithm for multi-disciplinary management by sub-specialty recommendations

YNHHS Initial Treatment Algorithm for **Hospitalized** ADULTS with COVID-19

Disclaimer: There are no FDA-approved treatments for COVID-19, supportive care is standard of care. Limited treatment data are available & clinical judgment is warranted - **Algorithm last updated 5/18/20**

Nephrology:

- If acute kidney injury, check urinalysis and baseline urine protein/albumin.
- If ≥ 1 gram of protein, consider renal input



Hematologic:

- If D-dimer <5 mg/L: All patients should receive **standard prophylactic anticoagulation and aspirin 81mg daily** unless contraindicated*
- If D-dimer ≥ 5 mg/L or receiving convalescent plasma: use **weight-based intermediate prophylactic anticoagulation and aspirin 81mg daily** unless contraindicated*
- If **confirmed VTE or high clinical suspicion**, start **therapeutic dose anticoagulation and aspirin 81mg daily** unless contraindicated*
- If sudden and unexplained change in O₂ OR new asymmetrical upper or lower extremity edema, consider venous U/S of affected extremity
- If ferritin $>100,000$ or D-dimer >10 mg/L, consider Hematology consult at discretion of primary team

(*see Appendix 5 for anticoagulation dosing recommendations)

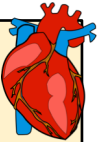
Aspirin 81mg PO daily

- Relative contraindications: recent or risk for CNS bleed, use of other anti-platelet therapy, severe thrombocytopenia, allergy, or history of bleeding disorder
- Discontinue at discharge



Cardiac:

- Monitor electrolytes: **Replete Mg >2 , K >4**
- Baseline **EKG and monitor telemetry** closely for QTc Prolongation (Appendix 2 for recommendations)
- Caution combining QTc prolonging medications
- If significantly elevated troponin or EKG abnormalities and/or hemodynamic instability, consider POCUS for LV function assessment and cardiology consult



Obstetrics:

- Treatment Protocol is similar.
- Alternative cut-offs for:
- Treatment administration with oxygen saturation of $\leq 95\%$.
 - D-dimer cutoff for anticoagulation (see Appendix 5b)

Remdesivir is available to pregnant patients under Expanded Access / Compassionate Use requests. Request only if potential benefits outweigh risks.

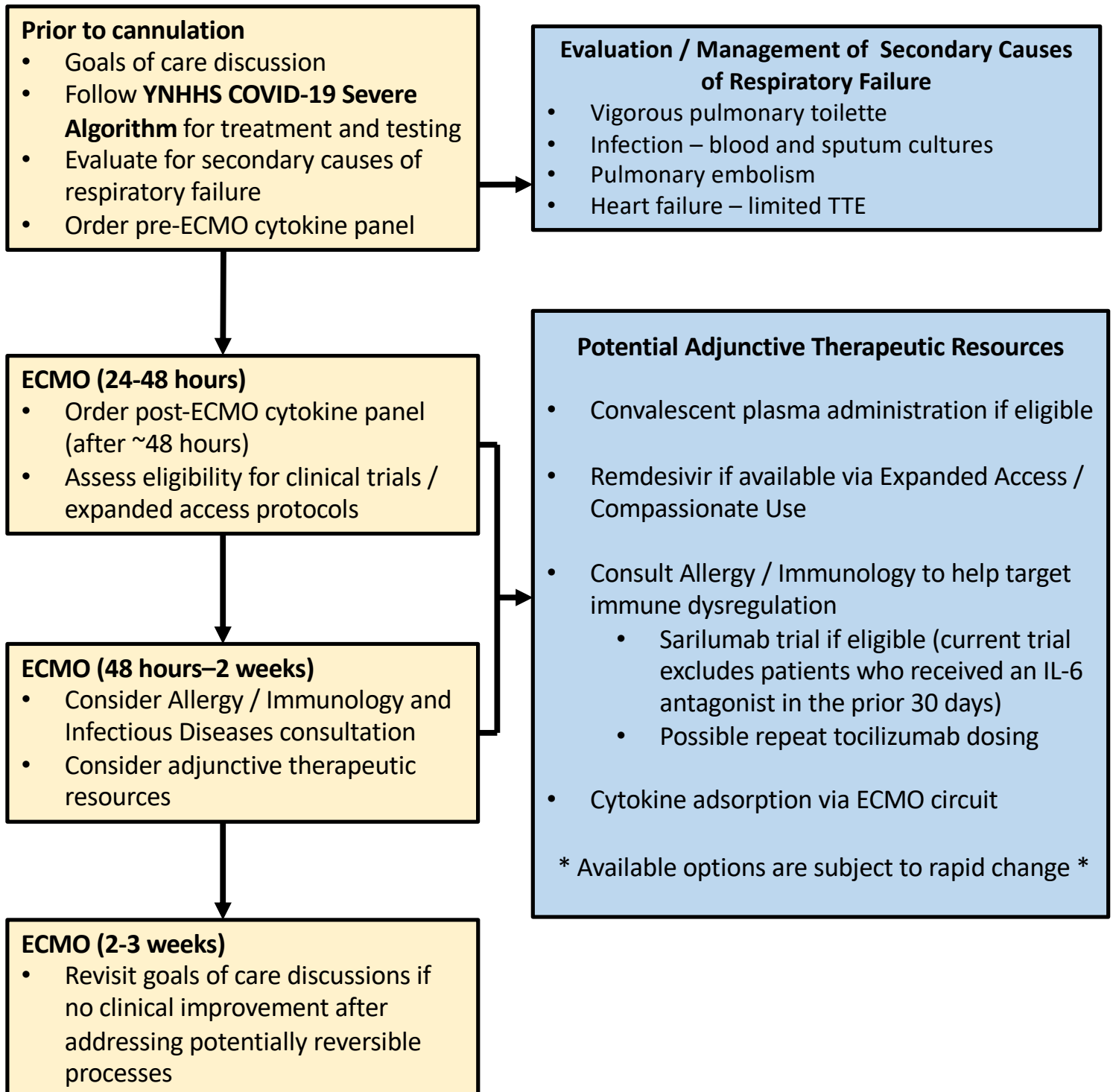


***Immunosuppressed hosts** include: Cancer treatment within 1 year, the use of immunosuppressive drugs (biologics, chronic prednisone ≥ 20 mg daily), solid organ transplant, bone marrow transplantation, HIV/AIDS (regardless of CD4 count), leukemia, lymphoma, SLE, vasculitis, and pregnancy

YNHHS Algorithm for Hospitalized ADULTS with COVID-19 requiring ECMO

Disclaimer: There are no FDA-approved treatments for COVID-19, supportive care is standard of care. Limited treatment data are available & clinical judgment is warranted – Algorithm last updated 5/18/20

Guidance for Patients with Confirmed COVID-19 and Refractory Respiratory Failure Requiring ECMO



Appendix 1: Active Coronavirus (SARS-CoV)-2 infection Clinical Trials for Hospitalized Patients

Drug, study description and rationale for use		Inclusion and Exclusion Criteria		Notable adverse effects	Primary Investigator(s)/ Contact Information	
<p>Drug: Remdesivir</p> <p>Viral RNA dependent RNA polymerase inhibitor</p> <p><u>Rationale:</u> In-vitro data reveals potent SARS-COV-2 inhibition and early clinical data shows possible benefit</p> <p><u>Description:</u> A Phase 3 Randomized Study to Evaluate the Safety and Antiviral Activity of Remdesivir (GS-5734™) in Participants with Severe COVID-19</p>	Mild / Moderate Disease	Inclusion	<ul style="list-style-type: none"> • Aged ≥ 18 years or Adolescents 12 – 18 years weighing > 40 kg • Lung involvement confirmed with chest imaging • Coronavirus (SARS-CoV)-2 infection confirmed by polymerase chain reaction (PCR) test ≤ 4 days before randomization (may repeat test if > 4 days) • Willingness of study participant to accept randomization to any assigned treatment arm • Must agree not to enroll in another study of an investigational agent prior to completion of Day 28 of study 	Nausea	PI: Onyema Ogbuagu <u>Contact :</u> Onyema.Ogbuagu@yale.edu Laurie.Andrews@yale.edu <u>Contact (GH expanded access trial):</u> Gavin.McLeod@greenwichhospital.org	
		Key Exclusion	<ul style="list-style-type: none"> • Severe liver disease • SaO2/SPO2 ≤ 94% in room air condition, or the PaO2/FiO2 ratio < 300 mg Hg • Severe renal impairment or receiving renal replacement therapy • Pregnant or breastfeeding, or positive pregnancy test in a predose examination • Receipt of any experimental treatment for COVID-19 within the 30 days prior to the time of the screening evaluation • Creatinine clearance < 50 mL/min 			Vomiting
	Severe Disease	Inclusion	<ul style="list-style-type: none"> • Aged ≥ 18 years or Adolescents 12 – 18 years weighing > 40 kg • Severe Acute Respiratory Syndrome Coronavirus (SARS-CoV)-2 infection confirmed by polymerase chain reaction (PCR) test ≤ 4 days before randomization (may repeat test if > 4 days) • Peripheral capillary oxygen saturation (SpO2) ≤ 94% or requiring supplemental oxygen at screening 			Elevated liver enzymes
		Key Exclusion	<ul style="list-style-type: none"> • Participation in any other clinical trial of an experimental treatment for COVID-19 • Concurrent treatment with other agents with actual or possible direct acting antiviral activity against SARS-CoV-2 is prohibited < 24 hours prior to study drug dosing • Evidence of multiorgan failure • Mechanically ventilated (including V-V ECMO) ≥ 5 days, or any duration of V-A ECMO • Requiring mechanical ventilation at screening • Severe liver disease • Creatinine clearance < 50 mL/min 			

<p>Drug: Sarilumab Monoclonal antibody to IL6 receptor</p> <p><u>Rationale:</u> IL-6 receptor antagonist may attenuate cytokine release in patients with severe disease</p> <p><u>Description:</u> Phase 2/3, Randomized, Double-Blind, Placebo Controlled Study Assessing Efficacy and Safety of Sarilumab for Hospitalized Patients with COVID-19</p>	<p>Inclusion</p>	<ul style="list-style-type: none"> • Aged ≥ 18 years • Evidence of pneumonia and have one of the following disease categories: severe disease, multi-system organ dysfunction or critical disease Laboratory-confirmed SARS-CoV-2 infection 	<p>Elevated liver enzymes</p> <p>Leukopenia</p> <p>Infusion reactions (e.g. flushing, chills)</p>	<p>PI: Geoffrey Chupp <u>Contact :</u> Geoffrey.Chupp@yale.edu</p>
<p>Expanded access program for use of convalescent plasma in COVID-19 patients</p>	<p>Inclusion</p>	<ul style="list-style-type: none"> • Aged ≥ 18 years • Confirmed positive SARS-CoV-2 infection by PCR • Severe or Life-threatening disease by the following definitions • Severe disease <ul style="list-style-type: none"> ○ Requiring supplemental oxygen with one or more of the following: <ul style="list-style-type: none"> ▪ Non-rebreather ▪ High-flow nasal cannula ▪ Pulmonary infiltrates with ≥ 3 L via NC with rapid progression ▪ Mechanical ventilation • Life-threatening disease <ul style="list-style-type: none"> ○ Refractory respiratory failure, or ○ Septic shock, or ○ Multi-organ dysfunction 		<p><u>Contacts :</u> YNHH : Mahalia.desruisseaux@yale.edu BH: Tina.McCurry@bpthosp.org GH: James.Sabetta@greenwichhospital.org LMH/WH: Christopher.Song@lmhosp.org</p>
	<p>Relative Exclusion</p>	<ul style="list-style-type: none"> • ≥ 10 days since first positive SARS-CoV-2 PCR • Confirmed or high suspicion for bacterial or fungal infection • D-dimer ≥ 5 mg/L or evidence of/suspicion for thrombosis • Recent bleeding or high risk for bleeding • Known severe IgA deficiency 		

For single patient INDs and emergency use, expanded access may be appropriate when all the following apply:

- Patient has a serious disease or condition, or whose life is immediately threatened by their disease or condition
- There is no comparable or satisfactory alternative therapy to diagnose, monitor, to treat the disease or condition
- Patient enrollment in a clinical trial is not possible
- Potential patient benefit justifies the potential risks of treatment
- Providing the investigational medical product will not interfere with investigational trials that could support a medical product's development or marketing approval for the treatment indication

There are several steps necessary when undertaking emergency use of a drug including specific investigator, Sponsor, and FDA requirements. If a provider assesses emergency use of a drug is appropriate they should contact the Yale Human Research Protection Program (HRPP) and the Investigational Drug Service (IDS) (203-688-4872) as soon as possible to get assistance in identifying and navigating the applicable requirements.

Appendix 2: Tocilizumab Exclusion Criteria

- a. Anticipated immediate death (**≤24 hours**) regardless of critical care support
- b. **Cardiac:** NYHA Class IV heart failure; Severe, inoperable multi-vessel coronary artery disease; Cardiac arrest; Recurrent arrests in the current presentation, or unresponsive to defibrillation or pacing, or unwitnessed out-of-hospital cardiac arrest with poor prognosis
- c. **Hepatic:** Cirrhosis with MELD-Na score ≥ 25 (in patients who are not transplant candidates), alcoholic hepatitis with MELD-Na ≥ 30 , advanced liver cancer
- d. **Neurologic:** Severe dementia leading to dependence in multiple ADLs; Rapidly progressive or end-stage neuromuscular disease
- e. **Oncologic:** Advanced malignancy or high-grade primary brain tumors receiving only palliative treatment with estimated 3 or fewer month prognosis.
- f. **Pulmonary:** Severe, chronic lung disease with baseline oxygen requirement of $\geq 60\%$ FiO₂; Primary pulmonary hypertension with NYHA Class III-IV heart failure (and patient refractory to/not a candidate for pulmonary vasodilators)
- g. **Trauma:** Severe trauma; Severe burns: age >60 and 50% of total body surface area affected
- h. **Functional Status:** Dependent in all ADLs due to a progressive chronic comorbid condition

Appendix 3: Care Pathways for Mitigation of Drug-Induced Malignant Arrhythmias in COVID-19 Patients

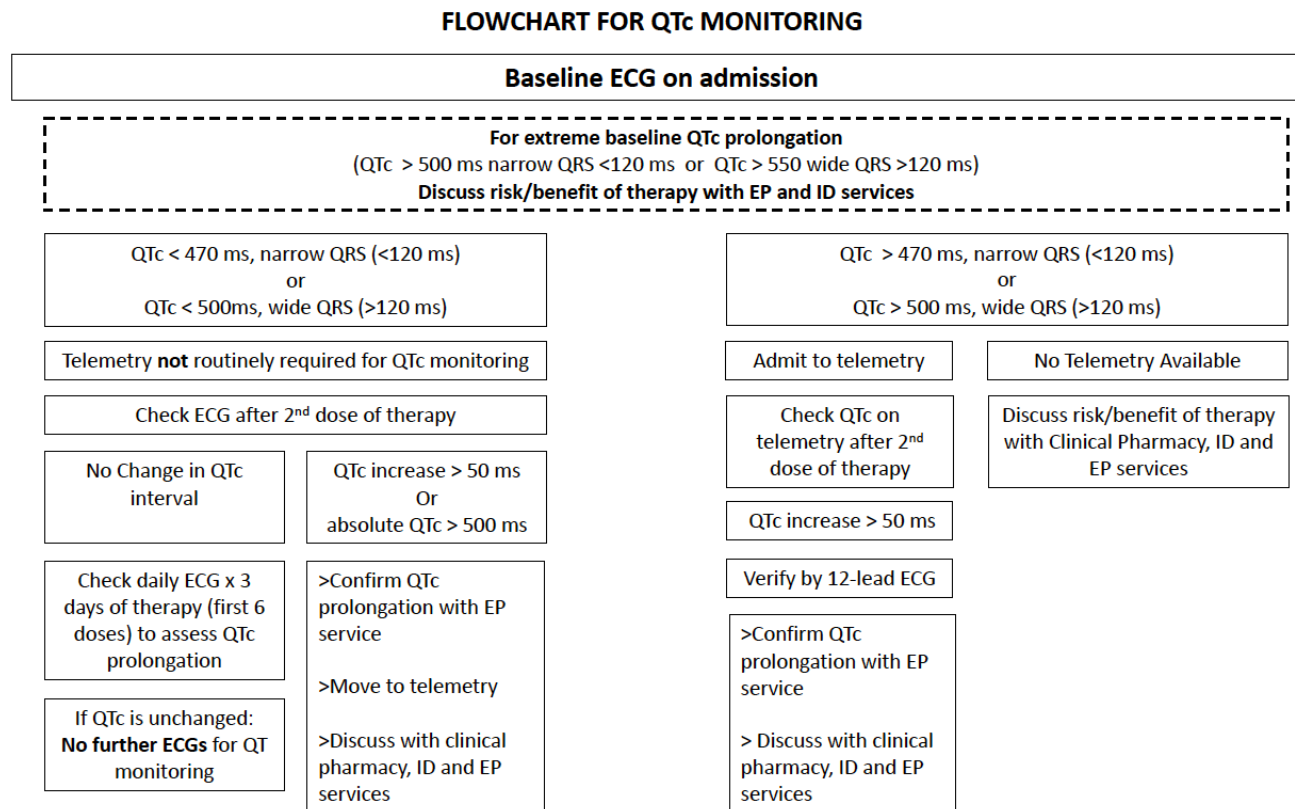
Recommendations:

All COVID-19 patients should have the following:

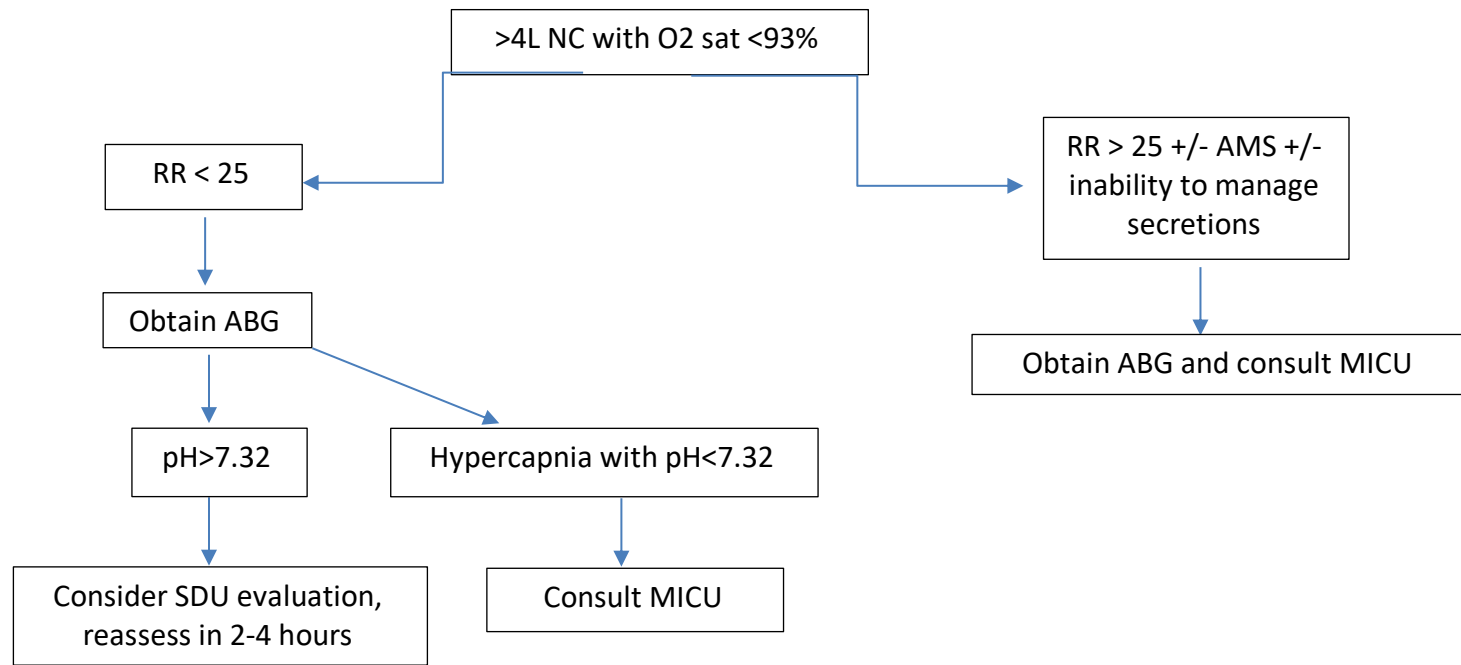
- When ordering an EKG for a COVID 19 patient to monitor their QTc, select the diagnosis “COVID 19” to alert cardiology to expedite the formal reading of the EKG.
- Daily monitoring of electrolytes; maintain K > 4 and Mg > 2
- All unnecessary QT prolonging drugs should be avoided or switched to alternatives whenever possible.

Recommendations:

A flowchart for the monitoring of potential malignant arrhythmias in these patients is shown below.



Appendix 4: YNHH Acute Respiratory Failure with COVID-19 MICU / SDU Triage Guidelines



Appendix 5a: Anticoagulation Dosing Guidelines (Non-Pregnant Patients)*

Administer aspirin 81mg PO daily to all patients unless contraindicated.[◇] Discontinue aspirin at discharge.

D-dimer	BMI < 40 kg/m ²	BMI ≥ 40 kg/m ²
< 5 mg/L Prophylaxis	<u>CrCl ≥ 30 mL/min</u> <ul style="list-style-type: none"> • Enoxaparin 40mg sq daily <u>CrCl < 30mL/min</u> <ul style="list-style-type: none"> • Enoxaparin 30mg sq daily • Heparin 5000 units sq Q8-12H 	<u>CrCl ≥ 30 mL/min</u> <ul style="list-style-type: none"> • Enoxaparin 40mg sq Q12H <u>CrCl < 30mL/min</u> <ul style="list-style-type: none"> • Enoxaparin 40mg sq Q24H • Heparin 7500 units sq Q8-12H
≥ 5 mg/L or receiving convalescent plasma Intermediate Dose Prophylaxis	<u>CrCl ≥ 30 mL/min</u> <ul style="list-style-type: none"> • Enoxaparin 0.5mg/kg sq Q12H* • DOAC <u>CrCl < 30mL/min</u> <ul style="list-style-type: none"> • Enoxaparin 0.5mg/kg sq Q12H* • DOAC • Heparin 7500 units sq Q8-12H 	<u>CrCl ≥ 30 mL/min</u> <ul style="list-style-type: none"> • Enoxaparin 0.5mg/kg sq Q12H* • DOAC <u>CrCl < 30mL/min</u> <ul style="list-style-type: none"> • Enoxaparin 0.5mg/kg sq Q12H* • DOAC • Heparin 7500 units sq Q8H
Confirmed VTE, high clinical suspicion, or clotting of dialysis lines/tubing <u>TREATMENT</u>[€]	<u>CrCl ≥ 30 mL/min</u> <ul style="list-style-type: none"> • Enoxaparin 1mg/kg sq Q12H • DOAC <u>CrCl < 30mL/min</u> <ul style="list-style-type: none"> • Enoxaparin 1mg/kg sq Q24H • DOAC • Therapeutic heparin 	<u>CrCl ≥ 30 mL/min</u> <ul style="list-style-type: none"> • Enoxaparin 1mg/kg sq Q12H • DOAC <u>CrCl < 30mL/min</u> <ul style="list-style-type: none"> • Enoxaparin 1mg/kg sq Q24H • DOAC • Therapeutic heparin

DOAC Dosing

DOAC	D-dimer ≥ 5 mg/L Intermediate Dose Prophylaxis	Confirmed VTE treatment, high clinical suspicion or clotting of dialysis lines/tubing
Apixaban	5mg PO Q12H regardless of renal function	10mg PO Q12H x 7 days followed by 5mg PO Q12H (limited data for 10mg in CrCl < 25 or Cr > 2.5)
Rivaroxaban (may favor in BMI ≥ 40kg/m²)	20mg Q24H Avoid use with CrCl < 30mL/min	15mg PO Q12H x 21 days followed by 20mg PO Q24H Avoid use with CrCl < 30mL/min

[¥]Enoxaparin is the preferred form of anticoagulation

[◇]Relative contraindications for aspirin: recent or risk for CNS bleed, use of other anti-platelet therapy, severe thrombocytopenia, allergy, or history of bleeding disorder

*Target anti-Xa levels between 0.3 – 0.7 units/mL

[€]Patients receiving treatment should continue full dose anticoagulation for 3 months

Consult pharmacy for assistance with dosing recommendations, if needed

Seek hematology input for further recommendations on treatment as needed, including duration and extended prophylaxis for discharge

Appendix 5b: Anticoagulation Dosing Guidelines (Pregnant Patients)

Administer aspirin 81mg PO daily to all patients unless contraindicated.◊ Discontinue aspirin at discharge.

D-dimer	BMI < 40 kg/m ²	BMI ≥ 40 kg/m ²
< 3.5 mg/L Prophylaxis	<u>CrCl ≥ 30 mL/min</u> <ul style="list-style-type: none"> • Enoxaparin 40mg sq daily <u>CrCl < 30mL/min</u> <ul style="list-style-type: none"> • Enoxaparin 30mg sq daily 	<u>CrCl ≥ 30 mL/min</u> <ul style="list-style-type: none"> • Enoxaparin 40mg sq Q12H <u>CrCl < 30mL/min</u> <ul style="list-style-type: none"> • Enoxaparin 40mg sq Q24H
≥ 3.5 mg/L or receiving convalescent plasma Intermediate Dose Prophylaxis	<u>CrCl ≥ 30 mL/min</u> <ul style="list-style-type: none"> • Enoxaparin 0.5mg/kg sq Q12H* <u>CrCl < 30mL/min</u> <ul style="list-style-type: none"> • Enoxaparin 0.5mg/kg sq Q12H* 	<u>CrCl ≥ 30 mL/min</u> <ul style="list-style-type: none"> • Enoxaparin 0.5mg/kg sq Q12H* <u>CrCl < 30mL/min</u> <ul style="list-style-type: none"> • Enoxaparin 0.5mg/kg sq Q12H*
≥ 7 mg/L Confirmed VTE or high clinical suspicion <u>TREATMENT</u>	<u>CrCl ≥ 30 mL/min</u> <ul style="list-style-type: none"> • Enoxaparin 1mg/kg sq Q12H <u>CrCl < 30mL/min</u> <ul style="list-style-type: none"> • Enoxaparin 1mg/kg sq Q24H 	<u>CrCl ≥ 30 mL/min</u> <ul style="list-style-type: none"> • Enoxaparin 1mg/kg sq Q12H <u>CrCl < 30mL/min</u> <ul style="list-style-type: none"> • Enoxaparin 1mg/kg sq Q24H

Dosing weight for PREGNANT patients should be actual body weight and POST-PARTUM dosing should be PRE-PREGNANCY weight

◊Relative contraindications for aspirin: recent or risk for CNS bleed, use of other anti-platelet therapy, severe thrombocytopenia, allergy, or history of bleeding disorder

*Target anti-Xa levels between 0.3 – 0.7 units/mL

Consult pharmacy for assistance with dosing recommendations, if needed
Seek hematology input for further recommendations on treatment as needed, including duration

Appendix 6

Possible medications for COVID-19					
(Subject to change as more data becomes available and based on medication availability)					
Drug	Dose	Mechanism	Rationale for use	Notable Adverse Reactions	Other considerations
IMMUNOMODULATING AGENTS					
Tocilizumab (1-7)	8mg/kg IV x 1 dose (actual body weight; dose max 800 mg)	<ul style="list-style-type: none"> Monoclonal antibody to IL6 receptor 	<ul style="list-style-type: none"> IL-6 receptor antagonist may attenuate cytokine release in patients with severe disease Retrospective data suggest possible benefit (clinical trials ongoing) 	<ul style="list-style-type: none"> Headache Elevated liver enzymes Infusion reactions (e.g. flushing, chills) 	<ul style="list-style-type: none"> The use of IL-6 levels should NOT guide decision to administer tocilizumab at this time Additional doses not indicated at this time
Remdesivir (8-13)	200mg IV once followed by 100mg IV daily for 5 days	<ul style="list-style-type: none"> Viral RNA dependent RNA polymerase inhibitor 	<ul style="list-style-type: none"> <i>In-vitro</i> data reveals potent SARS-COV-2 inhibition and early clinical data shows possible benefit 	<ul style="list-style-type: none"> Nausea, vomiting, Elevated liver enzymes Rectal bleeding 	<ul style="list-style-type: none"> Remdesivir was authorized (not approved) by the FDA through an Emergency Use Authorization (EUA). Availability under the EUA is limited. Potential candidates will be identified. Pharmacy will contact primary providers of eligible patients.
Medications which may be available through Clinical Trials or Expanded Access					
(Subject to change as more data becomes available and based on medication availability)					
Remdesivir (8-13)	200mg IV once followed by 100mg IV daily for 5 or 10 days	<ul style="list-style-type: none"> Viral RNA dependent RNA polymerase inhibitor 	<ul style="list-style-type: none"> <i>In-vitro</i> data reveals potent SARS-COV-2 inhibition and early clinical data shows possible benefit 	<ul style="list-style-type: none"> Nausea, vomiting, Elevated liver enzymes Rectal bleeding 	<ul style="list-style-type: none"> Remdesivir remains available through clinical trials until 5/29/20, with the ability to enroll 5 patients per arm (10 patients total) Available for pregnant patients and patients on ECMO under Expanded Access; request only if benefits outweigh risks
Convalescent Plasma (14-18)	One ABO compatible unit	<ul style="list-style-type: none"> Individual (not pooled) plasma from a recovered COVID19 patient 	<ul style="list-style-type: none"> Transfer of potentially neutralizing antibodies which could diminish viral pathogenesis 	<ul style="list-style-type: none"> Transfusion reactions Potential to increase hypercoagulability 	<ul style="list-style-type: none"> Available through expanded access, not a trial Each unit may contain variable titers of anti-SARS-CoV-2 antibodies with differing avidity Cannot be used in patients with IgA deficiency due to risk of anaphylaxis Use with intermediate dosing anticoagulation (see Appendix 5 above)

IMMUNOMODULATING AGENTS

<p>Sarilumab (19-21)</p>	<p>Clinical Trial dosing</p>	<ul style="list-style-type: none"> • Monoclonal antibody to IL6 receptor 	<p>IL-6 receptor antagonist may attenuate cytokine release in patients with severe disease</p>	<ul style="list-style-type: none"> • Elevated liver enzymes • Leukopenia • Infusion reactions (e.g. flushing, chills) 	<ul style="list-style-type: none"> • Available through clinical trial only at this time
---------------------------------	------------------------------	---	--	--	--

Medications NOT currently recommended as first line for COVID-19

(Can be considered in certain cases after discussion with Infectious Diseases and Pharmacy)

Drug	Dose	Mechanism	Rationale for possible efficacy	Rationale for NOT including as first line agent
<p>Hydroxy-chloroquine (HCQ) (22-36)</p>	<p>400mg PO q12h x 24h, then 200mg q12h x 4 days for a 5 day total duration</p>	<ul style="list-style-type: none"> • Prevents acidification of endosomes interrupting cellular functions and replication • Prevents viral entry via ACE2 binding • Reduction of viral infectivity • Immunomodulator 	<ul style="list-style-type: none"> • In-vitro data shows potent SARS-COV-2 inhibition and early clinical data shows possible benefit • HCQ was found more potent than chloroquine in inhibiting SARS-CoV-2 in vitro 	<ul style="list-style-type: none"> • Available data from clinical trials does not demonstrate benefit. Risks outweigh benefits given theoretic risk for cardiac arrhythmia.
<p>Lopinavir/Ritonavir (37-40)</p>	<p>N/A</p>	<ul style="list-style-type: none"> • Viral protease inhibitor 	<ul style="list-style-type: none"> • In-vitro data reveals potent SARS-COV-2 inhibition 	<ul style="list-style-type: none"> • Limited availability, poor tolerability (such as GI side effects) and recent data demonstrated questionable clinical efficacy
<p>Atazanavir (41)</p>	<p>N/A</p>	<ul style="list-style-type: none"> • Viral protease inhibitor 	<ul style="list-style-type: none"> • More potent binding to the virus compared to other protease inhibitors <i>in vitro</i> (lower than lopinavir) • Drug more widely available than other PI's including lopinavir/ritonavir and better tolerated 	<ul style="list-style-type: none"> • Mild indirect hyperbilirubinemia is common and not indicative of hepatic dysfunction • CYP enzyme inhibitor (3A4, 2C8) monitor/discuss with pharmacy potential for drug-drug interactions • For patients with NG/OG/NJ open capsules for enteral administration • Atazanavir needs an acidic environment for absorption and therefore antacids, H2 blockers, proton pump inhibitors (PPIs) should be avoided. If these agents must be given the administration should be separated as below: <ul style="list-style-type: none"> ○ Atazanavir should be given 2 hours before or 1 hour after antacids

				<ul style="list-style-type: none"> ○ Atazanavir should be given at the same time as the H2 blocker or the atazanavir should be given 10 hours after or 2 hours before the H2 blocker • For PPIs avoid concomitant use
Azithromycin (42)	500 mg x 1, followed by 250 mg q24h x 4 days	<ul style="list-style-type: none"> • Not well defined; possible immunomodulator 	<ul style="list-style-type: none"> • In a small study, combination of HCQ and azithromycin was associated with significant a reduction in SARS-CoV-2 viral load 	<ul style="list-style-type: none"> • Very limited data on use of azithromycin alone or in combination with other agents <ul style="list-style-type: none"> ○ Gautret, et al. study is limited by small sample size (only 6 patients received HCQ & azithromycin combination) and those patients had lower viral loads than other included patients • Combination of HCQ and azithromycin and atazanavir can increase the risk for QTc prolongation
Darunavir/ Cobicistat (43)	N/A	<ul style="list-style-type: none"> • Viral protease inhibitor 	<ul style="list-style-type: none"> • In-vitro data shows SARS-COV-2 inhibition 	<ul style="list-style-type: none"> • Decreased binding to viral protease compared to atazanavir. No clinical data at this time
Ribavirin (44, 45)	N/A	<ul style="list-style-type: none"> • Viral RNA polymerase inhibitor and inhibition of elongation of RNA fragments 	<ul style="list-style-type: none"> • <i>In vitro</i> data for use in SARS-CoV and MERS-CoV indicates possible activity 	<ul style="list-style-type: none"> • Limited evidence for SARS-CoV-2 and toxicity risk outweighs benefit of use • Typically used with interferon • Studied in patients with other coronaviruses with mixed results
Oseltamivir (46)	N/A	<ul style="list-style-type: none"> • Inhibits influenza virus neuraminidase blocking viral release 	<ul style="list-style-type: none"> • Activity against influenza virus 	<ul style="list-style-type: none"> • No current data to support use of this drug. • Additionally, SARS-CoV-2 does not use neuraminidase in the replication cycle so mechanistically there would be no benefit
Nitazoxanide (47)	N/A	<ul style="list-style-type: none"> • Augments host antiviral response 	<ul style="list-style-type: none"> • <i>In-vitro</i> data reveals SARS-COV-2 inhibition 	<ul style="list-style-type: none"> • No clinical data available

IMMUNOMODULATING AGENTS

<p>Interferon-beta (38-40, 48)</p>	<p>N/A</p>	<ul style="list-style-type: none"> Immunomodulator 	<ul style="list-style-type: none"> Possible activity against SARS-CoV and MERS-CoV Typically used in combination with ribavirin 	<ul style="list-style-type: none"> Limited data with SARS-CoV-2, toxicity risk outweighs benefit of use Have been studied for patients with other coronaviruses with mixed results Not interferon-alpha or interferon-gamma
<p>Corticosteroids (49-53)</p>	<p>If indicated per protocol: Methyl-prednisolone 40mg q8hr IV for three days, then re-assess</p>	<ul style="list-style-type: none"> Inhibit production of inflammatory cytokines that regulate neutrophil and T-cell responses leading to immune suppression 	<ul style="list-style-type: none"> May be helpful in attenuating cytokine release in patients with severe disease 	<ul style="list-style-type: none"> Lack of effectiveness and potential harm shown in literature specifically inhibition of viral clearance in severe influenza and SARS³¹⁻³⁴, though possible benefit with critically ill COVID19 patients³⁵ May be considered for use by critical care team for salvage therapy <i>Corticosteroids should be used if clinically indicated as part of standard of care such as for an asthma or COPD exacerbation, or shock with history of chronic steroid use</i>
<p>Intravenous immunoglobulin (IVIg) (54, 55)</p>	<p>N/A</p>	<ul style="list-style-type: none"> Neutralizing antibodies against the virus 	<ul style="list-style-type: none"> May have both antiviral and immunomodulatory effects A recent observational study reported clinical and radiographic improvement in 3 patients who received high dose IVIG at time of respiratory distress 	<ul style="list-style-type: none"> Drug is on <i>critical national shortage</i> and has an unclear role as current preparations will not contain antibodies against SARS-CoV-2 at this time
<p>Baricitinib (56, 57)</p>	<p>N/A</p>	<ul style="list-style-type: none"> Janus Kinase (JAK) inhibitor binding cyclin G - associated kinase, may inhibit viral entry via endocytosis 	<ul style="list-style-type: none"> May have targeted antiviral and immunomodulatory effect with less side-effects at an effective dose than other JAK inhibitors 	<ul style="list-style-type: none"> Not available for off label use No clinical data available Risk of severe infections with use
<p>Zinc (58, 59)</p>	<p>N/A</p>	<ul style="list-style-type: none"> Directly impairs RNA synthesis in SARS-CoV by inhibiting the replication and transcription complex, as well as RNA-dependent RNA polymerase. 	<ul style="list-style-type: none"> Increasing intracellular zinc concentrations may inhibit RNA synthesis 	<ul style="list-style-type: none"> No clinical data is available to demonstrate efficacy in vivo. No in vitro studies have evaluated the effect of zinc on SARS-CoV-2 replication, or hydroxychloroquine as a zinc ionophore

		Chloroquine has been demonstrated to be a zinc ionophore. All data is based on in vitro studies only.		
Ascorbic acid & Thiamine (60-63)	N/A	<ul style="list-style-type: none"> Unclear; ?role in septic shock/ARDs 	<ul style="list-style-type: none"> ? benefit in septic shock/ARDs 	<ul style="list-style-type: none"> No published peer reviewed studies in the medical literature were found to support the usage of these vitamins for COVID-19. There are ongoing clinical trials assessing possible benefit. Two recently published open-label studies evaluating the use of vitamin C alone and in combination in other types of infections, associated with septic shock and acute respiratory distress syndrome (ARDS) showed no clear evidence of benefit. It cannot be concluded that intravenous vitamin C or thiamine is an effective treatment of ARDS (resulting from COVID-19, or otherwise).

References:

1. Brudno JN, Kochenderfer JN. Recent advances in CAR T-cell toxicity: Mechanisms, manifestations and management. *Blood Rev.* 2019;34:45-55.
2. Rubin DB, Danish HH, Ali AB, Li K, LaRose S, Monk AD, et al. Neurological toxicities associated with chimeric antigen receptor T-cell therapy. *Brain.* 2019;142(5):1334-48.
3. Medicine NHCSAoTC. Diagnosis and Treatment Protocol for Novel Coronavirus Pneumonia. 2020.
4. Xu X, Han M, Li T, Sun W, Wang D, Fu B, et al. Effective treatment of severe COVID-19 patients with tocilizumab. *Proc Natl Acad Sci U S A.* 2020.
5. Toniati P, Piva S, Cattalini M, Garrafa E, Regola F, Castelli F, et al. Tocilizumab for the treatment of severe COVID-19 pneumonia with hyperinflammatory syndrome and acute respiratory failure: A single center study of 100 patients in Brescia, Italy. *Autoimmun Rev.* 2020:102568.
6. Luo P, Liu Y, Qiu L, Liu X, Liu D, Li J. Tocilizumab treatment in COVID-19: A single center experience. *J Med Virol.* 2020.
7. Klopfenstein T, Zayet S, Lohse A, Balblanc JC, Badie J, Royer PY, et al. Tocilizumab therapy reduced intensive care unit admissions and/or mortality in COVID-19 patients. *Med Mal Infect.* 2020.
8. Holshue ML, DeBolt C, Lindquist S, Lofy KH, Wiesman J, Bruce H, et al. First Case of 2019 Novel Coronavirus in the United States. *N Engl J Med.* 2020;382(10):929-36.
9. Wang M, Cao R, Zhang L, Yang X, Liu J, Xu M, et al. Remdesivir and chloroquine effectively inhibit the recently emerged novel coronavirus (2019-nCoV) in vitro. *Cell Res.* 2020;30(3):269-71.
10. Sciences G. Study to Evaluate the Safety and Antiviral Activity of Remdesivir (GS-5734™) in Participants With Severe Coronavirus Disease (COVID-19). NCT042928992020.

11. Sciences G. Study to Evaluate the Safety and Antiviral Activity of Remdesivir (GS-5734™) in Participants With Moderate Coronavirus Disease (COVID-19) Compared to Standard of Care Treatment. NCT042927302020.
12. Grein J, Ohmagari N, Shin D, Diaz G, Asperges E, Castagna A, et al. Compassionate Use of Remdesivir for Patients with Severe Covid-19. *N Engl J Med*. 2020.
13. Wang Yea. Remdesivir in adults with severe COVID-19: a randomised, double-blind, placebo-controlled, multicentre trial. *The Lancet*. 2020.
14. Shen C, Wang Z, Zhao F, Yang Y, Li J, Yuan J, et al. Treatment of 5 Critically Ill Patients With COVID-19 With Convalescent Plasma. *JAMA*. 2020.
15. Zhang B, Liu S, Tan T, Huang W, Dong Y, Chen L, et al. Treatment With Convalescent Plasma for Critically Ill Patients With SARS-CoV-2 Infection. *Chest*. 2020.
16. Duan K, Liu B, Li C, Zhang H, Yu T, Qu J, et al. Effectiveness of convalescent plasma therapy in severe COVID-19 patients. *Proc Natl Acad Sci U S A*. 2020;117(17):9490-6.
17. Ahn JY, Sohn Y, Lee SH, Cho Y, Hyun JH, Baek YJ, et al. Use of Convalescent Plasma Therapy in Two COVID-19 Patients with Acute Respiratory Distress Syndrome in Korea. *J Korean Med Sci*. 2020;35(14):e149.
18. Ye M, Fu D, Ren Y, Wang F, Wang D, Zhang F, et al. Treatment with convalescent plasma for COVID-19 patients in Wuhan, China. *J Med Virol*. 2020.
19. Teachey DT, Rheingold SR, Maude SL, Zugmaier G, Barrett DM, Seif AE, et al. Cytokine release syndrome after blinatumomab treatment related to abnormal macrophage activation and ameliorated with cytokine-directed therapy. *Blood*. 2013;121(26):5154-7.
20. al ITSYMYe. AB0472 Pharmacodynamic effect and safety of single-dose sarilumab sc or tocilizumab iv or sc in patients with rheumatoid arthritis (RA). *Annals of the Rheumatic Diseases*. 2018;77:1397-8.
21. Pharmaceuticals R. Evaluation of the Efficacy and Safety of Sarilumab in Hospitalized Patients With COVID-19. NCT043152982020.
22. Vincent MJ, Bergeron E, Benjannet S, Erickson BR, Rollin PE, Ksiazek TG, et al. Chloroquine is a potent inhibitor of SARS coronavirus infection and spread. *Virol J*. 2005;2:69.
23. Olofsson S, Kumlin U, Dimock K, Arnberg N. Avian influenza and sialic acid receptors: more than meets the eye? *Lancet Infect Dis*. 2005;5(3):184-8.
24. Yang ZY, Huang Y, Ganesh L, Leung K, Kong WP, Schwartz O, et al. pH-dependent entry of severe acute respiratory syndrome coronavirus is mediated by the spike glycoprotein and enhanced by dendritic cell transfer through DC-SIGN. *J Virol*. 2004;78(11):5642-50.
25. Savarino A, Lucia MB, Rastrelli E, Rutella S, Golotta C, Morra E, et al. Anti-HIV effects of chloroquine: inhibition of viral particle glycosylation and synergism with protease inhibitors. *J Acquir Immune Defic Syndr*. 2004;35(3):223-32.
26. Klumperman J, Locker JK, Meijer A, Horzinek MC, Geuze HJ, Rottier PJ. Coronavirus M proteins accumulate in the Golgi complex beyond the site of virion budding. *J Virol*. 1994;68(10):6523-34.
27. Schrezenmeier E, Dorner T. Mechanisms of action of hydroxychloroquine and chloroquine: implications for rheumatology. *Nat Rev Rheumatol*. 2020;16(3):155-66.
28. multicenter collaboration group of Department of S, Technology of Guangdong P, Health Commission of Guangdong Province for chloroquine in the treatment of novel coronavirus p. [Expert consensus on chloroquine phosphate for the treatment of novel coronavirus pneumonia]. *Zhonghua Jie He He Hu Xi Za Zhi*. 2020;43(3):185-8.

29. Yao X, Ye F, Zhang M, Cui C, Huang B, Niu P, et al. In Vitro Antiviral Activity and Projection of Optimized Dosing Design of Hydroxychloroquine for the Treatment of Severe Acute Respiratory Syndrome Coronavirus 2 (SARS-CoV-2). *Clin Infect Dis*. 2020.
30. Chen Zea. Efficacy of hydroxychloroquine in patients with COVID-19: results of a randomized clinical trial. *medRxiv* 2020032220040758. 2020.
31. Magagnoli JN, S; Pereira, F; Cummings, T; Hardin, JW; Sutton, SS; Ambati, J. Outcomes of hydroxychloroquine usage in United States veterans hospitalized with Covid-19. *medRxiv*. 2020:2020.04.16.20065920.
32. Borba Mea. Chloroquine diphosphate in two different dosages as adjunctive therapy of hospitalized patients with severe respiratory syndrome in the context of coronavirus (SARS-CoV-2) infection: Preliminary safety results of a randomized, double-blinded, phase IIb clinical trial (CloroCovid-19 Study). *medRxiv* 2020040720056424.
33. Tang Wea. Hydroxychloroquine in patients with mild to moderate COVID-19: an open-label, randomized, controlled trial. *BMJ* 2020;369:m1849. 2020.
34. Mahevas Mea. 2020. *medRxiv* 2020041020060699. No evidence of clinical efficacy of hydroxychloroquine in patients hospitalized for COVID-19 infection with oxygen requirement: results of a study using routinely collected data to emulate a target trial.
35. Rosenberg ES, Dufort EM, Udo T, Wilberschied LA, Kumar J, Tesoriero J, et al. Association of Treatment With Hydroxychloroquine or Azithromycin With In-Hospital Mortality in Patients With COVID-19 in New York State. *JAMA*. 2020.
36. Geleris J, Sun Y, Platt J, Zucker J, Baldwin M, Hripcsak G, et al. Observational Study of Hydroxychloroquine in Hospitalized Patients with Covid-19. *N Engl J Med*. 2020.
37. Cao B, Wang Y, Wen D, Liu W, Wang J, Fan G, et al. A Trial of Lopinavir-Ritonavir in Adults Hospitalized with Severe Covid-19. *N Engl J Med*. 2020.
38. Arabi YM, Allothman A, Balkhy HH, Al-Dawood A, Aljohani S, Al Harbi S, et al. Treatment of Middle East Respiratory Syndrome with a combination of lopinavir-ritonavir and interferon-beta1b (MIRACLE trial): study protocol for a randomized controlled trial. *Trials*. 2018;19(1):81.
39. Chan JF, Yao Y, Yeung ML, Deng W, Bao L, Jia L, et al. Treatment With Lopinavir/Ritonavir or Interferon-beta1b Improves Outcome of MERS-CoV Infection in a Nonhuman Primate Model of Common Marmoset. *J Infect Dis*. 2015;212(12):1904-13.
40. Sheahan TP, Sims AC, Leist SR, Schafer A, Won J, Brown AJ, et al. Comparative therapeutic efficacy of remdesivir and combination lopinavir, ritonavir, and interferon beta against MERS-CoV. *Nat Commun*. 2020;11(1):222.
41. Chang YT, Y.; Lee, K.; Chen, T.; Hsiao, Y.; Chang, H.; Hsieh, T.; Su, C.; Wang, S.; Yu, J.; Shih, S.; Lin, Y.; Lin, Y.; Tu, Y.E.; Tung, C.; Chen, C. Potential Therapeutic Agents for COVID-19 Based on the Analysis of Protease and RNA Polymerase Docking. *Preprints* 2020.
42. Gautret P, Lagier JC, Parola P, Hoang VT, Meddeb L, Mailhe M, et al. Hydroxychloroquine and azithromycin as a treatment of COVID-19: results of an open-label non-randomized clinical trial. *Int J Antimicrob Agents*. 2020:105949.
43. Center SPHC. Efficacy and Safety of Darunavir and Cobicistat for Treatment of COVID-19 (DC-COVID-19). NCT042522742020.
44. Gross AE, Bryson ML. Oral Ribavirin for the Treatment of Noninfluenza Respiratory Viral Infections: A Systematic Review. *Ann Pharmacother*. 2015;49(10):1125-35.
45. Mo Y, Fisher D. A review of treatment modalities for Middle East Respiratory Syndrome. *J Antimicrob Chemother*. 2016;71(12):3340-50.
46. Chen N, Zhou M, Dong X, Qu J, Gong F, Han Y, et al. Epidemiological and clinical characteristics of 99 cases of 2019 novel coronavirus pneumonia in Wuhan, China: a descriptive study. *Lancet*. 2020;395(10223):507-13.

47. Gamino-Arroyo AE, Guerrero ML, McCarthy S, Ramirez-Venegas A, Llamosas-Gallardo B, Galindo-Fraga A, et al. Efficacy and Safety of Nitazoxanide in Addition to Standard of Care for the Treatment of Severe Acute Respiratory Illness. *Clin Infect Dis*. 2019;69(11):1903-11.
48. Cinatl J, Morgenstern B, Bauer G, Chandra P, Rabenau H, Doerr HW. Treatment of SARS with human interferons. *Lancet*. 2003;362(9380):293-4.
49. Lee N, Allen Chan KC, Hui DS, Ng EK, Wu A, Chiu RW, et al. Effects of early corticosteroid treatment on plasma SARS-associated Coronavirus RNA concentrations in adult patients. *J Clin Virol*. 2004;31(4):304-9.
50. Stockman LJ, Bellamy R, Garner P. SARS: systematic review of treatment effects. *PLoS Med*. 2006;3(9):e343.
51. Arabi YM, Mandourah Y, Al-Hameed F, Sindi AA, Almekhlafi GA, Hussein MA, et al. Corticosteroid Therapy for Critically Ill Patients with Middle East Respiratory Syndrome. *Am J Respir Crit Care Med*. 2018;197(6):757-67.
52. Organization WH. Country & Technical Guidance - Coronavirus disease (COVID-19). 2020.
53. Wu C, Chen X, Cai Y, Xia J, Zhou X, Xu S, et al. Risk Factors Associated With Acute Respiratory Distress Syndrome and Death in Patients With Coronavirus Disease 2019 Pneumonia in Wuhan, China. *JAMA Intern Med*. 2020.
54. Hu H, Ma F, Wei X, Fang Y. Coronavirus fulminant myocarditis saved with glucocorticoid and human immunoglobulin. *Eur Heart J*. 2020.
55. Cao W, Liu X, Bai T, Fan H, Hong K, Song H, et al. High-Dose Intravenous Immunoglobulin as a Therapeutic Option for Deteriorating Patients With Coronavirus Disease 2019. *Open Forum Infect Dis*. 2020;7(3):ofaa102.
56. Richardson P, Griffin I, Tucker C, Smith D, Oechsle O, Phelan A, et al. Baricitinib as potential treatment for 2019-nCoV acute respiratory disease. *Lancet*. 2020;395(10223):e30-e1.
57. Stebbing J, Phelan A, Griffin I, Tucker C, Oechsle O, Smith D, et al. COVID-19: combining antiviral and anti-inflammatory treatments. *Lancet Infect Dis*. 2020;20(4):400-2.
58. de Velthuis AJ, van den Worm SH, Sims AC, Baric RS, Snijder EJ, van Hemert MJ. Zn(2+) inhibits coronavirus and arterivirus RNA polymerase activity in vitro and zinc ionophores block the replication of these viruses in cell culture. *PLoS Pathog*. 2010;6(11):e1001176.
59. Xue J, Moyer A, Peng B, Wu J, Hannafon BN, Ding WQ. Chloroquine is a zinc ionophore. *PLoS One*. 2014;9(10):e109180.
60. Fowler AA, 3rd, Truwit JD, Hite RD, Morris PE, DeWilde C, Priday A, et al. Effect of Vitamin C Infusion on Organ Failure and Biomarkers of Inflammation and Vascular Injury in Patients With Sepsis and Severe Acute Respiratory Failure: The CITRIS-ALI Randomized Clinical Trial. *JAMA*. 2019;322(13):1261-70.
61. Fujii T, Luethi N, Young PJ, Frei DR, Eastwood GM, French CJ, et al. Effect of Vitamin C, Hydrocortisone, and Thiamine vs Hydrocortisone Alone on Time Alive and Free of Vasopressor Support Among Patients With Septic Shock: The VITAMINS Randomized Clinical Trial. *JAMA*. 2020.
62. Matthay MA, Aldrich JM, Gotts JE. Treatment for severe acute respiratory distress syndrome from COVID-19. *Lancet Respir Med*. 2020.
63. Marik P. EVMS Critical Care COVID-19 Management Protocol. 2020.